

Made by _____


Martha



Time

MARtha'S

BUSY BISCUIT HOLDER

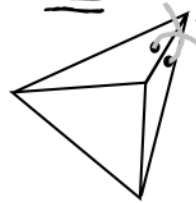


tip: tie the bottom of the box together first
then put the biscuit in & tie the top!

INSTRUCTIONS

colour the box in first!

cut around the thin dotted lines & fold along the thick dotted lines
hole punch where you see a star, using the holes, thread a ribbon through and tie.




Made by _____

Jesus-Without-Language.net

MARtha's

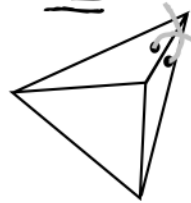
BUSY BISCUIT HOLDER



tip: tie the bottom of the box together first
then put the biscuit in & tie the top!

INSTRUCTIONS

colour the box in first!



cut around the thin dotted lines & fold along the thick dotted lines
hole punch where you see a star, using the holes, thread a ribbon through and tie.

