
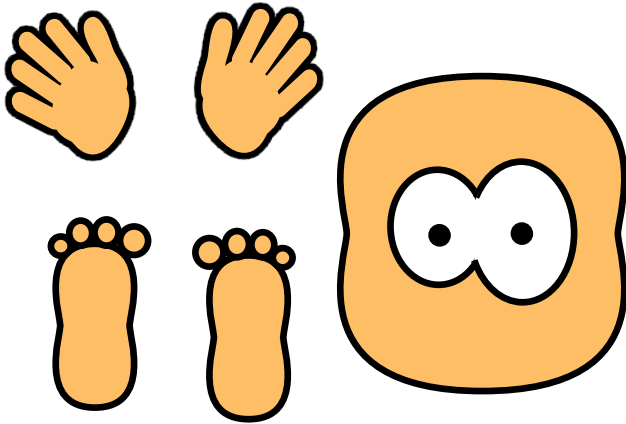


# Instructions

Sarah's promise from God was quite literally written in a star, and this paper craft commemorates that by turning stars into babies. For this craft you will need glue, scissors, some coloured or patterned paper, and this printout. Start by cutting your star. You can either make a template, do this by eye or use the one cut method. If the paper is thin you may want to mount it when you are done. This contains hands, feet, and hands, as well as a selection of labels. Choose the label that most suits your teaching time, or let the child choose. A little bit of glue and you've created a star baby!



I am part of God's family,  
who number greater than  
the stars



God's chosen people  
would be like stars,  
too many to count

God promised Abraham &  
Sarah a family greater  
than the number of stars

I am part of God's family,  
who number greater than  
the stars

God's chosen people  
would be like stars,  
too many to count

God promised Abraham &  
Sarah a family greater  
than the number of stars



I am part of God's family,  
who number greater than  
the stars

God's chosen people  
would be like stars,  
too many to count

God promised Abraham &  
Sarah a family greater  
than the number of stars

I am part of God's family,  
who number greater than  
the stars

God's chosen people  
would be like stars,  
too many to count

God promised Abraham &  
Sarah a family greater  
than the number of stars