








Instructions

Colour if needed and cut out all the shapes. Remove both the central window in the theatre front and the small rectangles from the side of the same piece. Fold along the lines of the theatre front. Attach the front to the backdrop to form a tube like box. Take a piece of scenery and stick a skewer along the middle of it. Insert the scenery by leaning it against the slots in the side of the stage. For most of the scenery you can slide the piece in from the side. The sand dune is a little large so you need to go from the middle. Using sticky tape attach the sharp end of the skewers to the characters. These will be your puppets and will be lowered into the stage area from the top.








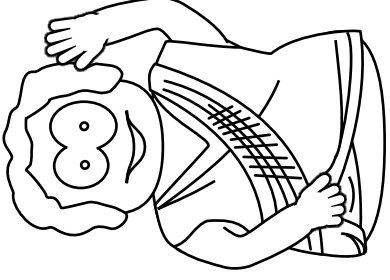
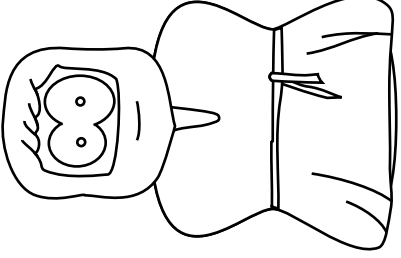
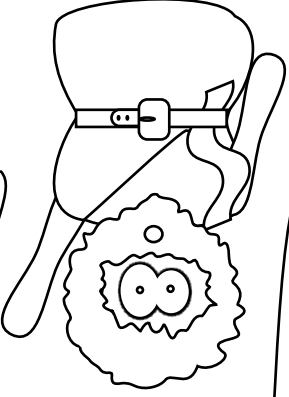
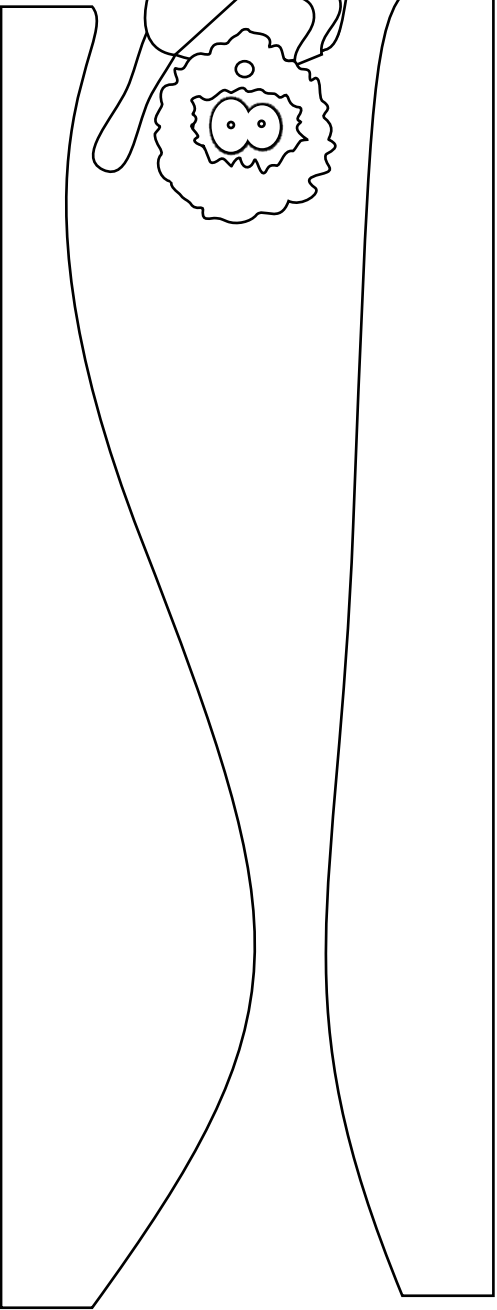
My Bible Theatre



Instructions

Colour if needed and cut out all the shapes. Remove both the central window in the theatre front and the small rectangles from the side of the same piece. Fold along the lines of the theatre front. Attach the front to the backdrop to form a tube like box. Take a piece of scenery and stick a skewer along the middle of it. Insert the scenery by leaning it against the slots in the side of the stage. For most of the scenery you can slide the piece in from the side. The sand dune is a little large so you need to go from the middle. Using sticky tape attach the sharp end of the skewers to the characters. These will be your puppets and will be lowered into the stage area from the top.





My Bible Theatre

