

You'll need:

Scissors,
Glue stick.



Instructions

Cut out all the shapes

Fold every dotted line as a mountain fold (printed side out)


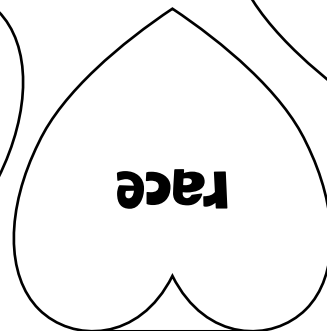



Starting nearest the text glue each heart to the thin rectangles on the folded paper

Taking the biggest piece fold the top most fold all the way so that it goes behind - glue the pull tab to the end.

Add glue to the 2 edge boxes of the rectangle and glue it to the back of the main piece so create an opening the tab can be pulled through.



--	--	--



**Nothing is
Bigger**