


### You'll need:

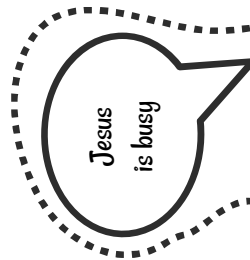


Scissors  
& glue.



## Instructions

Cut out the two largest shapes along the black lines removing the dotted line completely.  
Cut around the children and the pop-up tab.

Fold the base flap and glue the disciples onto it.  
Fold the long thing tab along the solid lines.  
Glue together using the grey boxes to help position.



--	--	--	--